



# Club Health Assessment for District 23 C through May 2025

			Status	Membership							Reports					Finance	LCIF	
Club Number	Club Name	Charter Date		Current Member Count	YTD Members Added	YTD Members Dropped	YTD Net Growth	YTD Net Growth%	Member Count 12 Months Ago	Avg. length of service for dropped members	Months Since Last MMR ***	Yrs. Since Last Officer Report	President Rotation	Vice President Reported ****	Months Since Last Activity Report ***	Account Balance	Donations for current Fiscal Year	
			Number of times on status quo within last two years	If below 15 members appears					If net loss is greater than 20% appears			If no report in 3 months appears in	When more than one year appears in	Number of repeat terms	Notes the officers that do not have an active	If no report at 12 months appears in red		
Clubs less than two years old																		
179958	Chaplin Veterans	12/19/2024	Active	22	23	1	22	100.00%	0	0	0			N	M,SC	2		\$45.00
179116	Comstock Regional	10/17/2024	Active	22	27	5	22	100.00%	0	0	0			N	S,M,SC	0		\$120.00
181235	UConn	03/13/2025	Newly Chartered	26	32	6	26	100.00%	0	0	0			R	M,SC	2		\$25.00
179953	Willimantic Latino	12/18/2024	Active	18	25	7	18	100.00%	0	0	1			N	M,SC	1		\$50.00
Clubs more than two years old																		
32002	BOLTON	04/05/1976	Active	8	0	0	0	0.00%	8		14		6	R	M,SC	24+		\$30.00
52895	BOLTON REGIONAL	04/16/1992	Active	16	1	0	1	6.67%	15		4		4	R	P,SC	0		\$548.00
9059	CANTERBURY	06/12/1972	Active	32	4	1	3	10.34%	29	0	0			R	P,SC	0		\$1,199.00
Exc Award (06/30/2017, 06/30/2022, 06/30/20																		
9060	CLINTON	09/26/1950	Active	41	0	0	0	0.00%	41		4		2	R	M,SC	0		\$1,000.00
Exc Award (06/30/2021, 06/30/2022)																		
9061	COLCHESTER	08/02/1949	Active	87	9	5	4	4.82%	84	7	0			N	SC	1		\$2,880.72
Exc Award (06/30/2016, 06/30/2017, 06/30/20																		
9062	COLUMBIA	05/23/1955	Active	32	1	2	-1	-3.03%	33	8	3			N	M,SC	3		\$1,100.00
Exc Award (06/30/2017)																		
9063	COVENTRY	09/30/1952	Active	30	6	2	4	15.38%	27	1	2		3	R	SC	1		\$980.00
138089	Cromwell CT	02/13/2020	Active	27	2	0	2	8.00%	24		2		4	R		1		\$3,122.50
Exc Award (06/30/2022, 06/30/2023, 06/30/20																		
9065	DANIELSON	04/01/1954	Active	19	0	0	0	0.00%	16		4			R	M,SC	5		\$1,010.00
Exc Award (06/30/2018)																		
9066	DEEP RIVER-CHESTER	09/01/1950	Active	17	3	2	1	6.25%	15	5	2		2		VP,SC	0		\$150.00
9067	DURHAM	10/24/1951	Active	13	1	0	1	8.33%	12		11		16		VP,SC	0		\$2,250.00
9068	EAST HADDAM	02/21/1955	Active	28	0	1	-1	-3.45%	29	44	2		6		M,VP,SC	0		\$2,000.00
52684	EAST HADDAM COMMUNITY	03/13/1992	Active	56	7	3	4	7.69%	54	4	0			N	SC	0		\$1,934.00
Exc Award (06/30/2018, 06/30/2023)																		
9069	EAST HAMPTON	03/30/1957	Active	49	1	0	1	2.08%	49		6		2	R	M,SC	0		\$12,168.47




## Club Health Assessment for District 23 C through May 2025

			Status	Membership							Reports					Finance		LCIF
Club Number	Club Name	Charter Date		Current Member Count	YTD Members Added	YTD Members Dropped	YTD Net Growth	YTD Net Growth%	Member Count 12 Months Ago	Avg. length of service for dropped members	Months Since Last MMR ***	Yrs. Since Last Officer Report	President Rotation	Vice President Reported ****	Months Since Last Activity Report ***	Account Balance	Donations for current Fiscal Year	
			Number of times on status quo within last two years	If below 15 members appears				If net loss is greater than 20% appears			If no report in 3 months appears in	When more than one year appears in	Number of repeat terms	Notes the officers that do not have an active	If no report at 12 months appears in red			
Exc Award (06/30/2022)																		
103885	EASTERN CONNECTICUT ASIAN AND AMERICAN L C	11/03/2008	P- Active	9	2	0	2	28.57%	7		9		6	R SC	3		\$1,000.00	
141872	Eastern Connecticut Virtual	06/26/2020	Active	7	1	2	-1	-12.50%	10	3	0			R M,SC	3		\$170.00	
127444	Ellington Centennial	05/06/2016	Active	14	3	2	1	7.69%	13	19	2		None	P,VP,SC	1		\$10.00	
Exc Award (06/30/2023)																		
9070	ESSEX	08/24/1950	Active	54	8	4	4	8.00%	50	23	0		3	N SC	0		\$5,030.00	
9071	FRANKLIN	03/18/1968	Active	16	0	1	-1	-5.88%	17	19	0		16	T,VP,SC	6		\$145.00	
Exc Award (06/30/2022)																		
9073	HADDAM	09/12/1951	Active	6	0	0	0	0.00%	6		10			T,VP,SC	3		\$150.00	
9074	HEBRON	12/03/1969	Active	63	5	3	2	3.28%	61	12	1		2	N SC	1		\$31,092.00	
Exc Award (06/30/2021)																		
9075	KILLINGWORTH	11/18/1970	Active	57	3	7	-4	-6.56%	66	9	1			VP,SC	0		\$3,662.00	
Exc Award (06/30/2018, 06/30/2019, 06/30/20)																		
9076	LEBANON	01/31/1952	Active	54	6	4	2	3.85%	52	14	0			N	0		\$1,050.00	
Exc Award (06/30/2024)																		
9077	LEDYARD	08/11/1960	Active	38	7	0	7	22.58%	31		0			N	0		\$2,982.00	
Exc Award (06/30/2023, 06/30/2024)																		
129793	LISBON-GRISWOLD CENTENNIAL	01/13/2017	Active	18	0	0	0	0.00%	19		0		3	R M	6		\$647.50	
Exc Award (06/30/2021)																		
9078	LYME OLD LYME L C	04/11/1972	Active	40	7	4	3	8.11%	37	26	1			M,VP,SC	2		\$2,135.00	
Exc Award (06/30/2022)																		
9097	MANSFIELD	04/07/1952	Active	15	2	0	2	15.38%	13		6		8	M,VP,SC	1		\$1,270.00	
Exc Award (06/30/2022)																		
9079	MIDDLEFIELD	05/11/1956	Active	36	7	5	2	5.88%	35	9	0			VP,SC	0		\$1,588.00	
9080	MIDDLETOWN	05/28/1929	Active	8	0	4	-4	-33.33%	12	6	0		2	M,VP,SC	7		\$1,016.00	
Exc Award (06/30/2018, 06/30/2019, 06/30/20)																		
9081	MONTVILLE	06/11/1958	Active	16	1	1	0	0.00%	17	7	2		5	N SC	2		\$974.97	
Exc Award (06/30/2018)																		




## Club Health Assessment for District 23 C through May 2025

			Status	Membership							Reports					Finance	LCIF
Club Number	Club Name	Charter Date		Current Member Count	YTD Members Added	YTD Members Dropped	YTD Net Growth	YTD Net Growth%	Member Count 12 Months Ago	Avg. length of service for dropped members	Months Since Last MMR ***	Yrs. Since Last Officer Report	President Rotation	Vice President Reported ****	Months Since Last Activity Report ***	Account Balance	Donations for current Fiscal Year
			Number of times on status quo within last two years	If below 15 members appears				If net loss is greater than 20% appears			If no report in 3 months appears	When more than one year appears in	Number of repeat terms	Notes the officers that do not have an active	If no report at 12 months appears in red		
52745	MONTVILLE MOHEGAN-PEQUOT Exc Award (06/30/2016, 06/30/2022, 06/30/2024)	03/27/1992	Active	17	0	0	0	0.00%	17		10			VP,SC	0		\$1,010.00
9083	MYSTIC Exc Award (06/30/2017)	09/15/1949	Active	43	1	3	-2	-4.44%	43	33	1		2	N	SC	3	\$2,543.10
9084	NEW LONDON Exc Award (06/30/2021, 06/30/2022)	08/15/1922	Active	18	0	0	0	0.00%	18		12		3	N	SC	0	\$100.00
9085	NIANTIC Exc Award (06/30/2021, 06/30/2022)	08/23/1949	Active	64	4	3	1	1.59%	66	11	0			N	SC	0	\$2,658.00
9086	NORTH STONINGTON Exc Award (06/30/2017, 06/30/2018, 06/30/2024)	03/27/1967	Active	30	2	1	1	3.45%	33	14	0				VP,SC	1	\$1,740.00
9087	NORWICH Exc Award (06/30/2024)	04/11/1939	Active	11	0	0	0	0.00%	11		11		2		P,M,VP,SC	1	\$5,090.00
9089	OLD SAYBROOK Exc Award (06/30/2022, 06/30/2024)	06/27/1950	Active	29	0	4	-4	-12.12%	33	17	0			N	SC	1	\$3,101.25
9090	PAWCATUCK Exc Award (06/30/2022)	10/25/1950	Active	31	0	1	-1	-3.13%	32	24	8		2	R	SC	6	\$940.00
9082	PLAINFIELD Exc Award (06/30/2022, 06/30/2023, 06/30/2024)	12/13/1951	Active	25	2	8	-6	-19.35%	31	6	0		3	N	SC	3	\$962.00
9091	POMFRET Exc Award (06/30/2022)	09/09/1954	Active	46	21	1	20	76.92%	26	0	2		2	R	T,M,SC	24+	\$1,025.00
135479	Portland Exc Award (06/30/2019, 06/30/2020, 06/30/2024)	06/29/2018	Active	25	1	0	1	4.17%	24		5			N	M	0	\$1,009.48
9093	PUTNAM Exc Award (06/30/2019, 06/30/2020, 06/30/2024)	09/29/1949	Active	53	1	7	-6	-10.17%	57	17	0			N	SC	1	\$2,064.00
9094	SALEM Exc Award (06/30/2021, 06/30/2023, 06/30/2024)	05/17/1973	Active	35	5	3	2	6.06%	34	5	0				VP,SC	6	\$1,495.00
9095	SOMERS Exc Award (06/30/2024)	01/30/1953	Active	17	1	1	0	0.00%	17	2	0		7	R	M,SC	1	\$10.00
9096	STAFFORD	07/30/1951	Active	21	0	4	-4	-16.00%	26	9	2				VP,SC	5	\$930.00



## Club Health Assessment for District 23 C through May 2025

			Status	Membership							Reports					Finance	LCIF
Club Number	Club Name	Charter Date		Current Member Count	YTD Members Added	YTD Members Dropped	YTD Net Growth	YTD Net Growth%	Member Count 12 Months Ago	Avg. length of service for dropped members	Months Since Last MMR ***	Yrs. Since Last Officer Report	President Rotation	Vice President Reported ****	Months Since Last Activity Report ***	Account Balance	Donations for current Fiscal Year
			Number of times on status quo within last two years	If below 15 members appears				If net loss is greater than 20% appears			If no report in 3 months appears in	When more than one year appears in	Number of repeat terms	Notes the officers that do not have an active	If no report at 12 months appears in red		
Exc Award (06/30/2021, 06/30/2022)																	
60877	TAFTVILLE	06/15/1998	Active	16	0	0	0	0.00%	16		2		3	M,VP,SC	1		\$100.00
Exc Award (06/30/2016, 06/30/2017, 06/30/2020)																	
9099	THOMPSON	04/29/1953	Active	32	0	5	-5	-13.51%	37	14	0		R	P,SC	0		\$1,132.00
Exc Award (06/30/2023)																	
9100	TOLLAND	11/10/1969	Active	28	0	1	-1	-3.45%	29	45	0		2	M,VP,SC	0		\$2,354.00
Exc Award (06/30/2017, 06/30/2024)																	
133871	Vernon-Rockville	04/10/2018	Active	6	1	2	-1	-14.29%	7	4	4		None	P,S,T,M,VP SC	0		\$50.00
Exc Award (06/30/2021)																	
53387	WATERFORD REGIONAL	06/30/1992	Active	25	3	1	2	8.70%	24	7	0		N	M,SC	0		\$1,307.00
Exc Award (06/30/2017, 06/30/2018, 06/30/2020)																	
9102	WILLIMANTIC	03/31/1941	Active	37	5	1	4	12.12%	34	8	1		3	N M,SC	2		\$1,848.00
Exc Award (06/30/2022, 06/30/2023)																	
9103	WOODSTOCK	01/16/1956	Active	25	0	4	-4	-13.79%	29	21	7		None	N P	8		\$660.00
Exc Award (06/30/2023)																	


Clubs Cancelled Previous Fiscal Year – Clubs Cancelled within last 12 months may be reinstated

Club Number	Club Name	Charter Date	Current Status*	Cancellation Date
9072	GROTON	09/24/1929	Cancelled(6*)	06/29/2024
109940	UNIVERSITY OF CT CAMPUS	12/20/2010	Cancelled(8*)	08/29/2023
9101	WATERFORD	06/11/1952	Cancelled(6*)	05/29/2024

Current Total Clubs Count	YTD New Clubs Count	YTD Cancelled Clubs Count	YTD Net Club Gain	Current Total Members Count	YTD Add	YTD Drop	YTD Net Growth	YTD Net Growth %	Member Count 12 Months Ago	Average Member Count Per Club	% of Clubs with less than 20 members	% No MMR in 3 Months	% No Officer Report in 12 Months	% of Clubs with balance 90+ days	Number of Clubs in Status Quo	% Status Quo Clubs in Financial Suspension	Number of Cancelled Clubs	Average Cancelled Club Age	Members Lost Due to Cancellation	% of Clubs Cancelled for Non-Financial Reasons
56	4	0	4	1,628	241	122	119	7.89%	1,526	29	38%	30%	0%	0%	0	0%	0	0	0	0%



## Club Health Assessment for District 23 C through May 2025

			Status	Membership							Reports				Finance	LCIF	
Club Number	Club Name	Charter Date		Current Member Count	YTD Members Added	YTD Members Dropped	YTD Net Growth	YTD Net Growth%	Member Count 12 Months Ago	Avg. length of service for dropped members	Months Since Last MMR ***	Yrs. Since Last Officer Report	President Rotation	Vice President Reported ****	Months Since Last Activity Report ***	Account Balance	Donations for current Fiscal Year
			Number of times on status quo within last two years	If below 15 members appears				If net loss is greater than 20% appears			If no report in 3 months appears in	When more than one year appears in	Number of repeat terms	Notes the officers that do not have an active	If no report at 12 months appears in red		

\* - P - Priority Club. Cancellation Reasons: 1-Objectives/conduct, 2-Non-active club, 5-Non-existing club, 6-Disbanding, 7-Merger, 8-Financial Suspension, 9-District/Multiple District Dues.

\*\* - Abbreviation: P-President, S-Secretary, T-Treasurer, M-Member Chairperson, VP-First Vice President, MC-Communications Chairperson, SC-Service Chairperson

\*\*\* - Abbreviation: N/R - Never reported using the Lions Clubs website, N/A - Not applicable, No password registered for the Lions Clubs website.

\*\*\*\* - Abbreviation: N - New, IP - Immediate Past, R - Repeat.